

PRODUCT
CATALOGUE

2021

 **TERMOFOL**



ABOUT US

TERMOFOL is an enterprise with an international reach. European solutions combined with Korean technology has allowed to deliver energy-saving and failure-free heating systems.

Our main goal is to satisfy needs of our clients, that's why we consistently diversify our offer of innovative products, supporting permanent practical and economical solutions. Inspired with Your needs and expectations, we put ourselves the highest requirements in terms of quality of offered products and customer service.

A dynamically growing export section constitutes a strong pillar in our company's actions. Thanks to cooperation with many foreign partners we successively strength-

en the position of TERMOFOL company in the international arena.

Handing our catalogue over to You, we believe that these few minutes of your attention given to our company, will bring our offer closer to You and allow to establish a fruitful cooperation.

We successively invest in continuous development, diversifying and improving of our products and services.

JOIN US

Good company thinks out of the box
Good company is still looking for innovations
Good company wins awards
Good company is based on a good strategy
Good company invites to cooperation



Technology is life,
quality is our pride

2021

OFFER

We are pleased to present You our offer with a full range of accessories for surface heating. Our staff willingly help You to choose optimal solutions fully tailored to Your needs.



Heating foils are modern solutions in the field of heating. The heat emission process works on the principle of infrared radiation, which makes heating more efficient. A heating foil is actually an elastic heater. It is made of high quality coal with specific properties and aluminium mass. Individual materials are arranged in layers thanks to the use of an innovative solution associated with printing. Just these layers are responsible for infrared radiation.

The base of a floor heating foil constitutes a PET foil. It is characterised by good resistance against mechanical damage and abrasion.

In addition, it is highly insulating and fireproof so thanks to it the whole system is very safe. A heating foil is powered by a copper tape which is connected permanently to the electrical network. This method of heating is controlled with a panel built into the wall.


What is the difference between the traditional heating and a heating foil?

Infrared radiation does not heat the air, as is the case of standard convection systems. Infrared rays warm up specific items towards which they are emitted. If the heating foil is placed under floor panels, then the floor finishing elements will be heated. Therefore, it is really justified to place a ceiling heating foil on the ceiling under the plasterboard layer. Unlike other systems, the heat rays are first emitted towards the room, not upwards.



ECONOMIC HEATING

A heating foil means the ease of creation of heating systems as well an alternative for individual needs of the Customers. Thanks to the wide range of uses every user will find a product to meet Their expectations. Now you can design the underfloor heating yourself and create your own warm interior.



A simple and economical heating system that is characterised by:

- Precise control of heating in individual rooms
- A warm floor in just a few minutes
- Saving of space, no boiler rooms, heaters
- Speed and ease of mounting
- Beneficial effect on health – the heating system does not dry out the conjunctiva and the respiratory tract, and the emitted anions and infrared radiation reduce spreading of bacteria and unpleasant smell
- It does not lift mites or dust so it is allergic friendly
- Beneficial impact on the environment thanks to the no emission of harmful substances

Economic heating

Heating with a heating foil features low consumption of electric power. Because of a short warming up time and a precise control of temperature, the electric heating will never be associated with high electricity bills. The heating foil uses the capability to store heat through the surface layer, which, while heating up in a few minutes, gives heat to the room for several dozen minutes, without electricity consumption during this time. For example, a heating foil takes energy for one minute and heats up a floor panel to the desired temperature. Then the panel gives back heat to the room for 30 minutes without electricity consumption during this time, keeping the set temperature in the room.





■ Heating houses and flats

The use of heating foil system as the basic heating of houses, flats or as an alternative for currently mounted heating. In addition, the foil can be used as a heater and a system preventing a mirror from fogging.



■ Hotels and guesthouses

Individual heating of individual rooms in hotels guarantees the cheapest costs of heating. We avoid unnecessary heating of the interior at low attendance, a dynamic start guarantees heat in the short time.



■ Restaurants

Lack of heaters enables freedom of interior arrangement. Surface heating controlled from the thermoregulator level guarantees full temperature control in all zones, reducing exploitation costs.



■ Churches

Heating up sacred objects with heating foils is an efficient way to provide the faithful with heat. The heating foil system guarantees immediate heating to the faithful and the lowest operating costs.



■ Office

Heating with our heating system guarantees heating comfort in our work place. Unheated room does not generate running costs.



■ Fitness

The use of surface heating guarantees a precise temperature control, does not dry the air, creating an ideal climate for exercising persons.



■ Nursery schools

A heating foil ensures a warm floor. In the opposite of the other forms of heating, it makes ideal conditions for science and play for our children.



■ Camping / Caravanning

A heating foil powered by direct current is an ideal source of warm in the caravans and everywhere where we have no access to the 230V network.

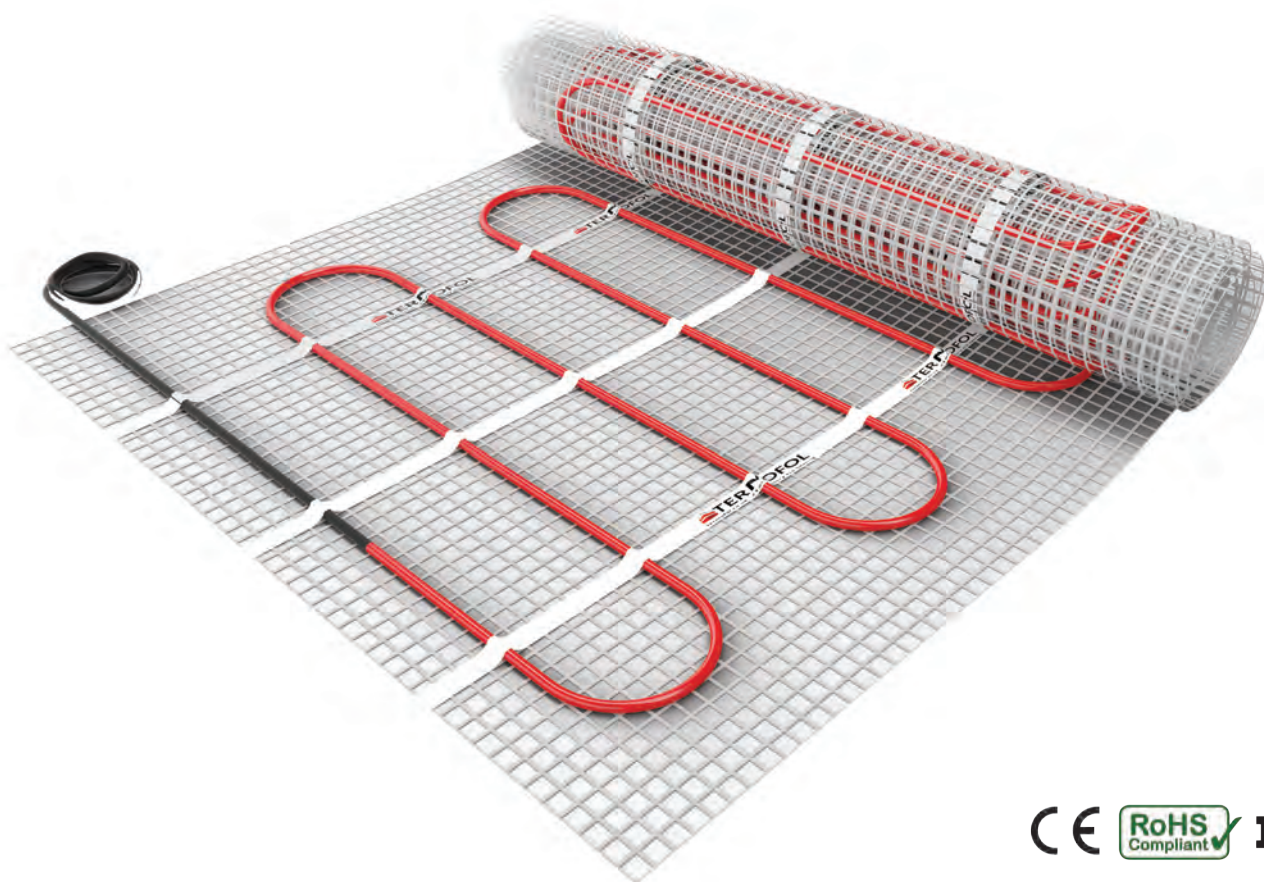
SPECIFICATION

Model	Width	Thickness	Power rm	Power m ²	Roll length	Roll weight	Maximum temperature	Voltage
TF-3025T	25cm	0.338mm	55W	220W	150m	19kg	55°C	AC230V
TF-305T	50cm	0.338mm	110W	220W	150m	39kg	55°C	AC230V
TF-310T	100cm	0.338mm	220W	220W	100m	49kg	55°C	AC230V
TF-3025TL	25cm	0.338mm	35W	140W	150m	19kg	42°C	AC230V
TF-305TL	50cm	0.338mm	70W	140W	150m	39kg	42°C	AC230V
TF-310TL	100cm	0.338mm	140W	140W	100m	49kg	42°C	AC230V
TF-3025TT	25cm	0.338mm	20W	80W	150m	19kg	32°C	AC230V
TF-305TT	50cm	0.338mm	40W	80W	150m	39kg	32°C	AC230V
TF-310TT	100cm	0.338mm	80W	80W	100m	49kg	32°C	AC230V
TF-3025TH	25cm	0.338mm	15W	60W	150m	29kg	29 C	AC230V
TF-305TH	50cm	0.338mm	30W	60W	150m	39kg	29 C	AC230V
TF-310TH	100cm	0.338mm	60W	60W	100m	49kg	29 C	AC230V
TF-305ET	50cm	0.338mm	200W	400W	150m	38kg	75°C	AC230V
TF-303DC12V	30cm	0.338mm	67W	220W	150m	23kg	55°C	DC12V



HEATING MATS

A floor heating set of the TERMOFOL TF-HM-150 series is intended for heating floors covered with ceramic, stone or stoneware tiles. The set includes all elements necessary for DIY mounting. The power of 150 W/m guarantees better dynamic of heating. We mount the mat directly in a layer of elastic glue or in a thin layer of concrete floor. A self-adhesive net made of fiberglass makes easier to arrange the heating mat on the base and the one-side power supply definitely makes mounting easier. TERMOFOL heating mats are safe in use, double isolated and shielded along the full heating cable length what protects from electromagnetic radiation or a possible electric shock.



Advantages of TERMOFOL heating mats

- A possibility of mounting with glue under a ceramic tile
- Thickness of the heating mat: 3.6 mm
- A possibility of mounting on the existing floor without the need of chiseling the old one
- The mat is self-adhesive – mounting is fast and easy
- After mounting the heating installation is invisible
- Safety of use
- Low costs of installation and exploitation
- The system does not require maintenance
- One-way power supply
- No electromagnetic field
- Warranty: 25 years

■ CAUTION

For proper functioning, the heating mat must be connected to a thermoregulator!

SPECIFICATION

Model	Heating width [m²]	Mat dimension	Power [m²]	Mat power	Amp	Ohms	Voltage
TF-HM-150-05	0,5	0,5 x 1	150	75	0.35	601,2	230V
TF-HM-150-10	1	0,5 x 2	150	150	0.7	352,7	230V
TF-HM-150-15	1,5	0,5 x 3	150	225	1.0	235,1	230V
TF-HM-150-20	2	0,5 x 4	150	300	1.3	176,3	230V
TF-HM-150-25	2,5	0,5 x 5	150	375	1.6	141,1	230V
TF-HM-150-30	3	0,5 x 6	150	450	2.0	117,6	230V
TF-HM-150-35	3,5	0,5 x 7	150	525	2.3	100,8	230V
TF-HM-150-40	4	0,5 x 8	150	600	2.6	88,2	230V
TF-HM-150-45	4,5	0,5 x 9	150	675	2.9	78,4	230V
TF-HM-150-50	5	0,5 x 10	150	750	3.3	70.5	230V
TF-HM-150-60	6	0,5 x 12	150	900	3.9	58,8	230V
TF-HM-150-70	7	0,5 x 14	150	1050	4.6	50,4	230V
TF-HM-150-80	8	0,5 x 16	150	1200	5.2	44,1	230V
TF-HM-150-90	9	0,5 x 18	150	1350	5.9	39,2	230V
TF-HM-150-100	10	0,5 x 20	150	1500	6.5	35,3	230V
TF-HM-150-120	12	0,5 x 24	150	1800	7.8	29,4	230V
TF-HM-150-150	15	0,5 x 30	150	2250	9.8	23,5	230V




HEATING FOIL UNDER THE MIRROR

■ TERMOFOL self-adhesive heating foil under the mirror

A heating foil prevents steam settling on the mirror surface. Mounting is trouble-free thanks to a self-adhesive surface of a foil. We connect foils to a light switch and thanks to this the electric energy consumption is low and there is no need for a thermoregulator. A mirror with the installed foil can be hung loosely on the surface of the wall or pasted into a wall facade.



SPECIFICATION



In our offer, You have a choice of heating mats for mirrors. Mats in several types differ in dimensions and power – the larger surface, the higher amount of generated heat so as to effectively prevent the mirror from fogging up. When choosing a product, one should take into account that the glass heating foil must be slightly smaller than the mirror surface. Detailed data concerning dimensions and power of our products are in the table below.


Model	Dimensions	Power	Ohms	Voltage	Amp
TF-AF-1	400x400 mm	30 W	1,76 k Ω	230 V	130 mA
TF-AF-2	400x600 mm	44 W	1,20 k Ω	230 V	191 mA
TF-AF-3	520x520 mm	45 W	1,18 k Ω	230 V	195 mA
TF-AF-4	640x640 mm	100 W	529 Ω	230 V	434 mA
TF-AF-5	540x800 mm	88 W	601 Ω	230 V	383 mA
TF-AF-6	700x900 mm	108 W	489 Ω	230 V	469 mA
TF-AF-10	średnica 300 mm	30 W	1.76 k Ω	230 V	130.43 mA
TF-AF-11	średnica 450 mm	45 W	1.18 k Ω	230 V	195.65 mA
TF-AF-12	średnica 600 mm	60 W	881.67 Ω	230 V	260.87 mA



FULL CONTROL

OVER THE CLIMATE OF YOUR HOME

Both locally and remotely
from any place in the world





THERMOREGLATORS



Characteristics:

- Touch button control
- Temperature programming 5 + 2
- Mounting method: recessed-mounted in a junction box
- Warranty: 24 months
- Slim shape – only 12mm thick!
- Snow-white colour
- Blue backlight
- Indication – heating is on
- Manual temperature control



Characteristics:

- Touch button control
- Control from the application level: Android / iOS
- Temperature programming 5 + 2
- Mounting method: recessed-mounted – in a junction box
- Warranty: 24 months
- Slim shape – only 12mm thick!
- Black front panel
- Blue backlight
- Blue button illumination
- Indication – heating turned on
- Possibility of manual temperature control

■ Thermoregulator TF-H1

A high-class fully programmable recessed-mounted thermoregulator is equipped with a digital display and a touch-sensitive control panel. Blue backlight is exceptionally readable, even for people with a vision defect. We also have a choice of the following operating modes: room temperature measurement, floor temperature measurement, room temperature measurement with a floor temperature limit.

Technical Specifications:

- Power consumption <1.5 W
- Temperature range: 5–35°C
- Heater maximum temperature limitation – floors 10°C – 70°C
- 2 sensors: built-in air temperature sensor + floor temperature sensor – NTC sensor
- Maximum output load: 16A
- Degree of protection: IP20
- Power supply: 230 AC

■ Thermoregulator TF-WIFI

A modern room thermostat is used to control the floor heating. The thermostat is standard equipped with an internal (air) temperature sensor and an external NTC sensor. The recessed-mounted thermostat, the fully programmable thermoregulator, was equipped with a digital display and a touch-sensitive control panel. The blue backlight is exceptionally easy to read. The thermoregulator has built-in Wi-Fi, the heating control is done from your smartphone application level or from a touch-sensitive panel.

We also have a choice of the following operating modes: room temperature measurement, floor temperature measurement and room temperature measurement with floor temperature limitation.

Technical Specifications:

- Power consumption <1.5 W
- Temperature range: 5–35°C
- Heater maximum temperature limitation – floors: 10°C – 70°C
- 2 sensors: built-in air temperature sensor + floor temperature sensor NTC
- Maximum output load: 16A
- Degree of protection: IP20
- Power supply: 230 AC

SPECIFICATION

■ Thermoregulator TF-H2

The presented manual thermoregulator is controlled with a knob. The device can work in one of 3 modes: room temperature measurement, floor temperature measurement, and room temperature measurement with floor temperature limitation. Thermostat is used for electrical floor heating, wall heating, ceiling heating and electric heaters.

Characteristics:

- Manual control with a knob
- No possibility of programming, simple change of temperature
- Mounting method: surface mounting
- Warranty: 24 months
- Indication with a diode
- External floor sensor – in the set!



Characteristics:

- Manual control with a knob
- No possibility of programming, simple change of temperature
- Mounting method: recessed – in a junction box
- Warranty: 24 months
- Slim shape: only 12 mm thick!
- Snow-white colour
- Indication with a diode
- External floor sensor – in the set!



Technical specifications:

- Energy consumption: <2 VA
- Temperature range: 5–40°C
- Floor heater maximum temperature limitation: 40°C
- 2 sensors: air temperature sensor + floor temperature sensor – NTC sensor
- Maximum output load: 16A
- Protective housing: IP21 – possibility to mount in the bathroom
- Dimensions: 86x 86 mm
- Thickness: 12 mm
- Power supply: 230 VC

■ Thermoregulator TF-H3

The presented manual thermoregulator is controlled with a knob. The device works in the floor heater temperature regulation mode. The thermostat is used for electrical floor heating. The thermoregulator is recessed mounted, the set includes an NTC sensor.

Technical specifications:

- Energy consumption: <2 VA
- Temperature range: 5–40°C
- Floor temperature sensor – NTC sensor
- Maximum output load: 16A
- Protective housing: IP21 – enables mounting in the bathroom
- Dimensions: 86x 86 mm
- Thickness: 12 mm
- Power supply: 230 VC

We design products that are modern, economical and convenient. Our newly designed application is inspired by the same idea. Thanks to it you can control the smart thermostat and receive notifications on your iPhone, iPad and a phone with Android system. Our smart thermostat will help you to save energy, but above all you can manage the temperature of your home even when you are anywhere in the world and at any time of the day. The easy-to-use interface allows even a child to operate. High accuracy within 0.5°C enables to keep the comfortable temperature at the level you set. Some features require access to Wi-Fi or 4G Internet.

■ Termofol Smart

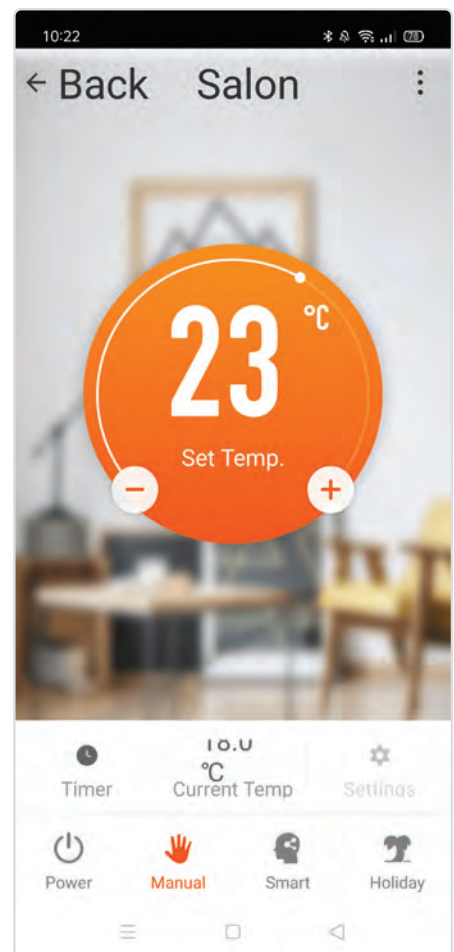
Download for free from Apple App Store (iPhone, iPad) and Google Play (Android phones)



TERMOFOL SMART

The capabilities of the **TERMOFOL SMART™** application in terms of control convection heaters and ceramic panels of the **TERMOFOL** brand are limited in principle to the invention of a system user. To the most popular and the most frequently used functions belong:

- daily and weekly schedule on/off,
- autonomous energy saving function – holiday,
- use pre-defined time and temperature schedules in a daily and weekly layout,
- a possibility to group devices into sections using pre-defined settings and a joint control,
- check the power supply to the device with alert sending to the operator,
- in the online mode, a possibility of making changes in the settings and to the operation mode both of an individual device and their sections by a remote operator.



■ **Termofol Smart**

CONVECTION HEATERS

A versatile device with a wide range of use and with a possibility to control with a smartphone from any place in the world.

■ **TERMOFOL TF-1000 WIFI** ■ **TERMOFOL TF-1500 WIFI** ■ **TERMOFOL TF-2000 WIFI**

It is a modern and energy-saving convection heater with a possibility to mount on the walls or on legs.

Dedicated to heating of a:

- Bedroom
- Children's room
- Living room
- Bathroom
- Offices
- Public utility buildings
- Maintenance rooms, garages.

The device can be remotely controlled with a phone or a tablet with Android or iOS systems.

A modern aluminium low temperature heater, made with the most modern X-Shape technology, guarantees quick heating of a room. A front panel was made of hardened glass, the heater is equipped with a touch-sensitive digital thermostat with an LCD display. The device has a thermoregulator with a possibility to change of heating power mode (100%/50%) and to program the weekly schedule.



SPECIFICATION

■ TF-1000 WIFI



Thermostat	Power, Watt	Current power, A	Current frequency, Hz	Weight, kg	Surface of heating, m ²	Heat amount	Dimensions, length / width / thickness mm	Model
Protection Class 1. Protection against electric shock. Product does not contain harmful ingredients. The date of manufacture and a serial number are on the product.								
YES	1000	4,2-4,5	50-60	5,1	10	25	600/380/65	TF-1000WIFI

■ TF-1500 WIFI



Thermostat	Power, Watt	Current power, A	Current frequency, Hz	Weight, kg	Surface of heating, m ²	Heat amount	Dimensions, length / width / thickness mm	Model
Protection Class 1. Protection against electric shock. Product does not contain harmful ingredients. The date of manufacture and a serial number are on the product.								
YES	1500	6,3-6,7	50-60	6,2	15	37	760/380/65	TF-1500WIFI

CONVECTION HEATERS

■ TF-2000 WIFI



Thermostat	Power, Watt	Current power, A	Current frequency, Hz	Weight, kg	Surface of heating, m ²	Heat amount	Dimensions, length / width / thickness mm	Model
Protection Class 1. Protection against electric shock. Product does not contain harmful ingredients. The date of manufacture and a serial number are on the product.								
YES	2000	8,5-8,9	50-60	7,4	20	50	920/380/65	TF-2000WIFI

Convection heaters specification

Quick and effective heating of the rooms

Quick heating of a room is guaranteed by a modern aluminium low temperature heater made with the most modern X-Shape technology. A front made of hardened glass, readable backlight, week programming and a temperature control from the application level are only a part of available functions.

Modern look thanks to the front made of hardend glass.

The front panel was made of hardened glass, The heater is equipped with a touch-sensitive digital thermostat with an LCD display. A unique design for reasonable money.

The appliance can be used as a decorative heater both in normal rooms as well as in those with a modern look.




CERAMIC RADIATORS

The presented TERMOFOL decorative infrared heating panels are the quality, usefulness, functionality and a modern design in one. Infrared heating panels emit warmth, which quickly and efficiently heats not only walls and a ceiling but also the floor as well as items and persons that are currently in the given room. Accumulated energy is given up to the surroundings, so thermal comfort never fades. Heater adjustments must be tailored to the individual needs of each user. The correct configuration is a key to low running costs. The key to success of the technology presented by us is that radiators available in our offer enable the secondary heat emission to the room through walls, floors and ceilings. This will undoubtedly affect the uniform temperature distribution in rooms. Warmed-up walls remain dry over the entire surface that additionally eliminates problems with damp.



CERAMIC RADIATORS

■ TERMOFOL TF-C500



■ TF-C500/01



■ TF-C500/02

Thermostat	Power, Watt	Current power, A	Current frequency, Hz	Weight, kg	Surface of heating, m²	Heat amount	Dimensions, length / width / thickness mm	Model
Protection Class 1. Protection against electric shock. Product does not contain harmful ingredients. The date of manufacture and a serial number are on the product.								
YES	500	2,1-2,3	50-60	13	10	25	600/600/17	TF-C500/01
YES	500	2,1-2,3	50-60	13	10	25	600/600/17	TF-C500/02

SPECIFICATION


■ TERMOFOL TF-C750



■ TF-C750/01



■ TF-C750/02



■ TF-C750/03



■ TF-C750/04












■ TF-C750/05



■ TF-C750/06

CERAMIC RADIATORS

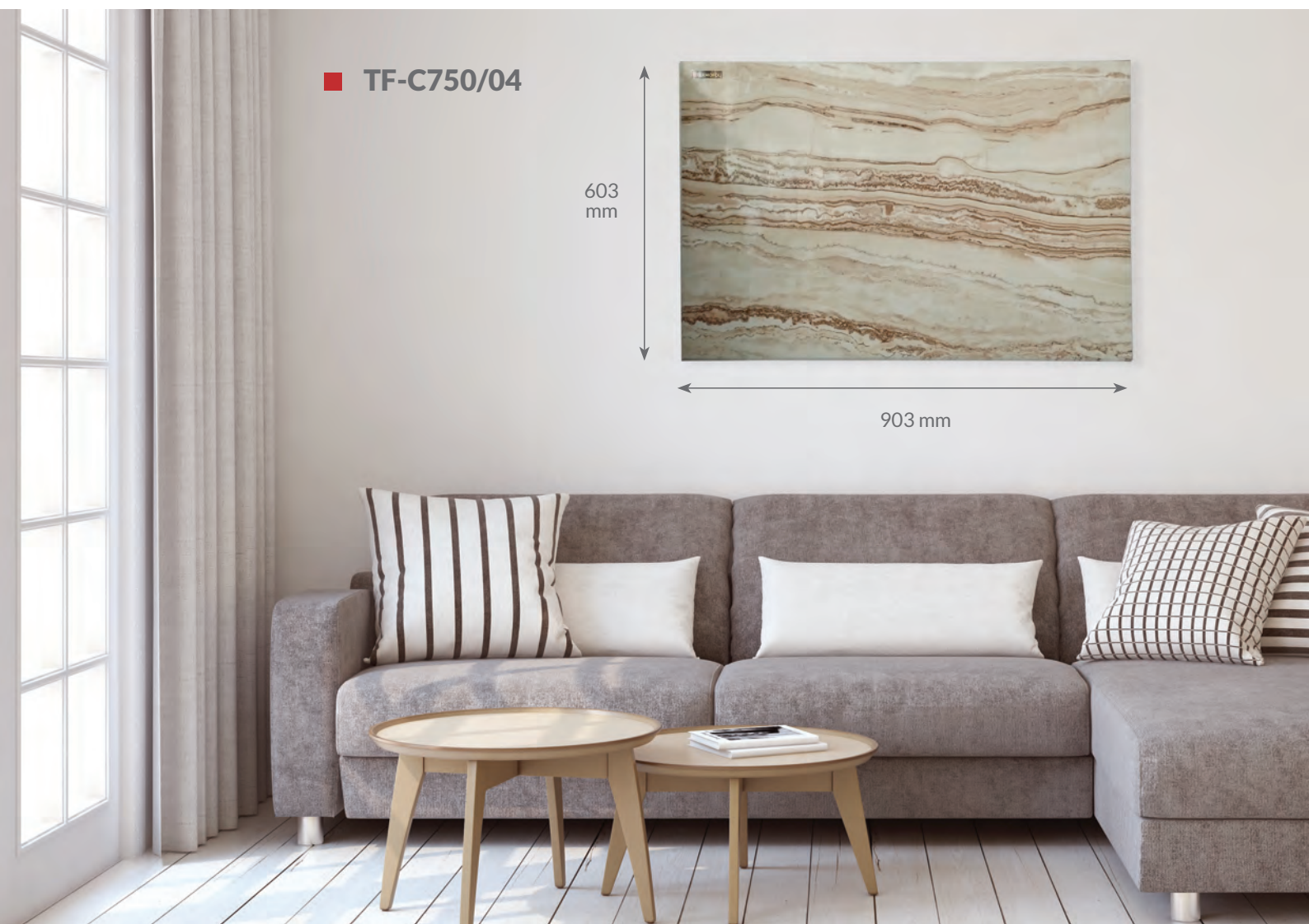
Thermostat	Power, Watt	Current power, A	Current frequency, Hz	Weight, kg	Surface of heating, m²	Heat amount	Dimensions, length / width / thickness mm	Model
Protection Class 1. Protection against electric shock. Product does not contain harmful ingredients. The date of manufacture and a serial number are on the product.								
								
YES	750	3,1-3,4	50-60	22	15	38	903/603/18	TF-C750/01
YES	750	3,1-3,4	50-60	22	15	38	903/603/18	TF-C750/02
YES	750	3,1-3,4	50-60	22	15	38	903/603/18	TF-C750/03
YES	750	3,1-3,4	50-60	22	15	38	903/603/18	TF-C750/04
YES	750	3,1-3,4	50-60	22	15	38	903/603/18	TF-C750/05
YES	750	3,1-3,4	50-60	22	15	38	903/603/18	TF-C750/06

■ TF-C750/04

603 mm



903 mm



SPECIFICATION


■ TERMOFOL TF-C1000



■ TF-C1000/01



■ TF-C1000/02



■ TF-C1000/03



■ TF-C1000/04












■ TF-C1000/05




■ TF-C1000/06

CERAMIC RADIATORS

Thermostat	Power, Watt	Current power, A	Current frequency, Hz	Weight, kg	Surface of heating, m²	Heat amount	Dimensions, length / width / thickness mm	Model
Protection Class 1. Protection against electric shock. Product does not contain harmful ingredients. The date of manufacture and a serial number are on the product.								
								
YES	1000	4,1-4,5	50-60	25	20	50	1200/600/18	TF-C1000/01
YES	1000	4,1-4,5	50-60	25	20	50	1200/600/18	TF-C1000/02
YES	1000	4,1-4,5	50-60	25	20	50	1200/600/18	TF-C1000/03
YES	1000	4,1-4,5	50-60	25	20	50	1200/600/18	TF-C1000/04
YES	1000	4,1-4,5	50-60	25	20	50	1200/600/18	TF-C1000/05
YES	1000	4,1-4,5	50-60	25	20	50	1200/600/18	TF-C1000/06



■ TF-C1000/04



GLASS HEATING PANELS

This series will certainly interest those who are looking for innovative solutions in terms of aesthetics. The infrared heating panel of glass looks extraordinarily. A smooth and straight surface matches all interior designs – especially those minimalist or industrial ones. The glass heating panel can successfully replace a bathroom heater. It is mounted on the wall and thanks to this it is well visible and finely distributes heat within a bathroom (or within any other room).

The infrared heating panel is made of hardened glass. It is a special material, which guarantees the long term use. It is not damaged even as a result of unforeseen accidents. There is also a thermostat in the set.



BATHROOM RADIATOR

A versatile device with a wide range of use and a possibility to control with a smartphone from any place in the world.

■ TERMOFOL TF-750W

A heating panel is an electric heater emitting heat in the form of infrared beams. An innovative heating plate was placed between two layers of hardened glass. We can compare the emitted heat to natural sources of infrared radiation, which are e.g. the Sun or fire, and thanks to this the feeling of warm is nice and healthy for our body.

The advantages of a glass heating panel

- The most effective and accurate device in comparison to conventional heaters.
- Fast warm-up time.
- Nice feelings when using infrared radiation, which acts like relaxing and healthy heat.
- A radiator using a modern infrared technology.
- Control from the level of application, a thermostat or a remote control.
- Possibility of programming.
- A built-in timer – a possibility of turning the heating on for e.g. 1 hour only.
- 1 towel rail.



SPECIFICATION

■ TF-750W



A built-in thermoregulator allows to adjust the temperature and the working time individually. It is also controlled from TERMOFOL Smart application level. Power, timer or programme settings are only the basic functions of the offered product. An innovative solution enables to control the heating from any place in the world.

Thermostat	Power, Watt	Current power, A	Current frequency, Hz	Weight, kg	Surface of heating, m ²	Heat amount	Dimensions, length / width / thickness mm	Model
Protection Class 1. Protection against electric shock. Product does not contain harmful ingredients. The date of manufacture and a serial number are on the product.								
YES	750	3.26	50-60	15	15	50	55/110/15	TF-750W

GOOD CLIMATE

TUNED
WITH TERMOFOL

We support the needy for years



GLASS HEATING PANELS

■ TERMOFOL TF-SWGT450



■ TF-SWGT450/01



■ TF-SWGT450/02

Thermostat	Power, Watt	Current power, A	Current frequency, Hz	Weight, kg	Surface of heating, m²	Heat amount	Dimensions, length / width / thickness mm	Model
Protection Class 1. Protection against electric shock. Product does not contain harmful ingredients. The date of manufacture and a serial number are on the product.								
YES	450	2,0-2,2	50-60	13	9	23	450/900/18	TF-SWGT450/01
YES	450	2,0-2,2	50-60	13	9	23	450/900/18	TF-SWGT450/02

STEEL RADIATORS

TERMOFOL steel heating panels are made of epoxide-varnished sheet steel, resistant to high temperature. A heating panel starts to work immediately after turning it on, distributing fine thermal radiation within a room.

SW radiator series do not have a built-in thermoregulator. A heater must be connected to a thermostat controlling the temperature in a room.

Radiators of the **SWT** series have a built-in thermoregulator enabling to control the temperature of a panel and of the temperature in a room.

TERMOFOL radiators belong to hybrid heaters using the phenomenon of longwave radiation in the infrared band as well as classic convection. It results in even heating of the room without so-called 'cold corners'.

Mounting is possible both in a vertical and horizontal position. Each radiator is equipped with a mounting kit and the assembly and use instruction of a radiator.



STEEL RADIATORS

TERMOFOL radiators of the **SWT** series were equipped with a dual sensor thermoregulator. **TERMOFOL** radiators can control the temperature either of the air or a heating panel. A radiator does not require any additional control devices.

Radiators are mounted on steel profiles protected from children. Profiles are screwed with screw anchors directly to a wall. The assembly instruction and steel mounting profiles are included in the set with the radiator.

In the air temperature regulation mode, the temperature of a heating device is controlled regarding the air temperature. The air temperature is controlled to within 1°C.

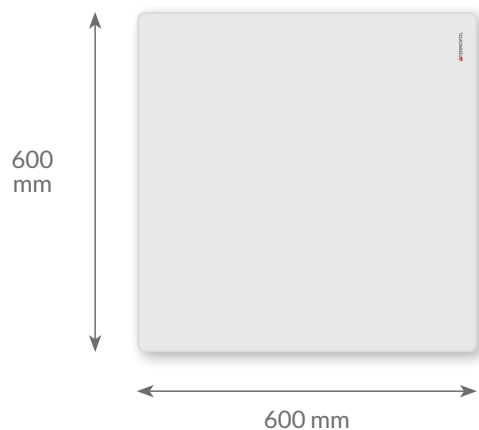
The temperature regulation mode of the heating panel enables to set the constant temperature of a heater, regardless of the air temperature.

■ TF-SWT



SPECIFICATION

■ TF-SWT400












■ TF-SWT700



■ TF-SWT1000



Thermostat	Power, Watt	Current power, A	Current frequency, Hz	Weight, kg	Surface of heating, m ²	Heat amount	Dimensions, length / width / thickness mm	Model
Protection Class 1. Protection against electric shock. Product does not contain harmful ingredients. The date of manufacture and a serial number are on the product.								
								
YES	350	1,5-1,8	50-60	5,8	8	20	600/600/15	TF-SWT400
YES	500	2,1-2,4	50-60	8,4	14	35	850/600/15	TF-SWT700
YES	700	3,0-3,4	50-60	12,5	20	50	1200/600/15	TF-SWT1000

STEEL RADIATORS

Steel infrared heating radiators

TERMOFOL steel heating panels are manufactured of epoxide varnished sheet steel resistant to high temperature. A heating panel starts to work immediately after turning it on, distributing fine thermal radiation within a room.

TERMOFOL radiators belong to hybrid radiators using the phenomenon of longwave radiation in the infrared band as well as classic convection. It results in even heating of the room without so-called 'cold corners'.


Mounting is possible both in a vertical or horizontal position. Each radiator is equipped with a mounting kit along with the assembly instruction of a radiator.



Infrared heating panels have a degree of protection at IP44. This means that they can be installed in bathrooms. In addition, they have a lock against unauthorized persons, which is an excellent protection for families with young children.

SPECIFICATION

■ TF-SW300












■ TF-SW500



■ TF-SW700



Thermostat	Power, Watt	Current power, A	Current frequency, Hz	Weight, kg	Surface of heating, m ²	Heat amount	Dimensions, length / width / thickness mm	Model
Protection Class 1. Protection against electric shock. Product does not contain harmful ingredients. The date of manufacture and a serial number are on the product.								
								
YES	300	1,2-1,45	50-60	8,5	6	15	800/370/15	TF-SW300
YES	500	2,1-2,4	50-60	12,5	10	25	1100/470/15	TF-SW500
YES	700	3,1-3,5	50-60	18	25	38	1200/570/15	TF-SW700


CEILING HEATING PANELS

TERMOFOL TF-SWPO400/1600 and TF-SWPO450/618 infrared heating panels are the universal heat radiators to use in living spaces and to mount on a ceiling or inside a suspended ceiling module. Mounted on a ceiling, they enable to get a perfect distribution of temperature in a room because the difference of temperature between the ceiling and the floor does not exceed 1–2°C. Properly selected thermal radiation wavelength cause that it is absorbed in a large part by elements in a room – the floor, walls, furniture – resulting in an increase of their temperature, but simultaneously it is not absorbed by glass surfaces (e.g. windows) thanks to which we avoid the unnecessary waste of energy.


We can mount panels in a few different ways: mounting to a ceiling, suspension under a ceiling, built in a suspended ceiling (ceiling coffers).












SPECIFICATION



■ TF-SWPO400/1600



■ TF-SWPO

Thermostat	Power, Watt	Current power, A	Current frequency, Hz	Weight, kg	Surface of heating, m ²	Heat amount	Dimensions, length / width / thickness mm	Model
Protection Class 1. Protection against electric shock. Product does not contain harmful ingredients. The date of manufacture and a serial number are on the product.								
								
NO	400	1,5-1,9	50-60	13	8	20m ³	1600/200/15	TF-SWPO400/1600
NO	450	1,7-2,2	50-60	13	8,5	22m ³	618/618/15	TF-SWPO450/618

EXTERNAL RADIATORS



TERMOFOL external infrared radiators are manufactured with the use the most modern technology and a unique design. A radiator core is made of a special material which is made with a technology used in aviation (a resistance heater in ceramic insulation). The energetic efficiency ratio of our radiators is at the level of 99% that means that they belong to very efficient and energy-saving products. The surface of heating panels was coated with a layer of a special nano-material protecting from results of using in high temperatures but along with maintaining free emission of infrared radiation. This layer causes an increase of the infrared radiation ratio up to 86%.

The **TERMOFOL** radiators are silent while in use, energy-efficient, comfortable and reliable – and thereby they are very widely used both in industry and home applications. They can be controlled with the Termofol Smart application and a remote control, which is delivered in a set with the device.




SPECIFICATION


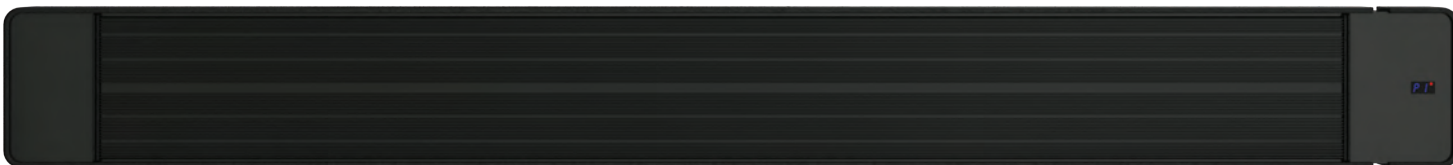
■ TF-1200IR



■ TF-2400IR



■ TF-3200IR



Thermostat	Power, Watt	3-step power regulation	Current power, A	Current frequency, Hz	Weight, kg	Dimensions, length / width / thickness mm	Model
Protection Class 1. Protection against electric shock. Product does not contain harmful ingredients. The date of manufacture and a serial number are on the product.							
YES	1200	400/800/1200W	4,7-5,7	50-60	7,8	930/200/50	TF-1200IR
YES	2400	800/1600/2400W	9,4-11,4	50-60	11,6	1460/200/50	TF-2400IR
YES	3200	1070/2140/3200W	12,5-15,3	50-60	13,5	1815/200/50	TF-3200IR

Control from TERMOFOL Smart application level. The innovative solution enables to control heating from any place in the world.

Energy straight from the Sun

Photovoltaics constitute the answer to the growing demand for electric energy both for households and business. Still growing electricity bills, environmental pollution and the Union requirements concerning payments for carbon dioxide emission in connection with coal exploitation are the factors, which justify the need of searching alternative energy sources. Photovoltaics as the method of energy acquisition from the solar energy is a more and more popular solution tailored to individual needs of every customer.

The use of solar electricity is possible after mounting a suitable installation, which one should mount on the ground or on the roof of a building. Moreover, it is also necessary to apply safety devices that guarantee safe and long-lasting operation of the photovoltaic set.



COMPREHENSIVE EXECUTION

TERMOFOL Solar is an example of an intelligent technological solution enabling to deliver a complete photovoltaic set to the customer. It is composed of inverters, solar panels, fixings, fittings as well as services connected with arrangement and mounting of the installation. The customer also gets round-the-clock online access enabling monitoring of both production and consumption of electric energy, which is used by the installation.

The effect of the proposed solution is a financial advantage on the score of a decrease in the electricity bill and the awareness of taking care of the environment. This system enables to optimise heating costs as well, what is a condition for reducing total costs of the house operation. It is possible 'Heating of the house for 0 zloty'.



Professional installation services

The TERMOFOL company also provides comprehensive support for investment processes for clients individual and institutional activities carried out by own trained staff and a nationwide network of authorized Partners. Comprehensive service is expressed through optimal selection of technical solutions based on the products offered by our company categories of utility heat sources (infrared heating foils, heating mats) and their control, as well as in the pursuit of obtaining electricity from renewable sources with the use of photovoltaic installations. The offered solutions are based on solid foundations content related to the competence of the personnel and professional service investments care.

The TERMOFOL company constantly cares with a high standard of customer service both at the design stage of the process investment and during its implementation and service.

Comprehensively trained staff of employees like and selective selection of Partners thanks periodically repeated the certification translates to a high level our installation services and service.



COMPREHENSIVE EXECUTION

At the stage of execution, the investor's support is not limited only to the implementation of the installation heating or photovoltaic systems based on high-quality components offered by the TERMOFOL company but also customer support in the process of obtaining the necessary certificates and administrative approvals or acceptance approvals for use based on the performer as-built and measurement documentation. Service and after-sales service for the warranty is carried out in accordance with the highest standards – in an enabling manner uninterrupted operation of connected devices. We offer the shortest delivery and execution times orders thanks to the optimization of the warehouse policy and inventory rotation in the just-in-time system, also taking care of efficient after-sales service. It all translates into satisfaction customers from our services as well as the constantly growing network of Partners.



Join our team

We invite investors, developers, designers
and private persons.


HIGHEST QUALITY

FOR EVERY DAY





CERTIFICATES



Zelom Zakłady Badań i Atestacji „ZETOM”
im. Prof. F. Stauba w Katowicach sp. z o.o.
ul. Kościuszki 17, 40-084 Katowice, tel.: 0343 43 3543 237
e-mail: 0343 43 3543 305, e-mail: biuro@zetom.pl

ZAKŁAD CERTYFIKACJI

CERTYFIKAT Nr 91/20/Z
Zgodności z Europejską Dyrektywą
Materiał: Płynny Ciepły Woda - POCWFA

Nazwa i adres posiadacza certyfikatu: TERMO-FOL Sp. z o.o.
ul. Jorda Dział 50 lok. 12, 31-039 Kraków

Nazwa i adres producenta: TERMO-FOL Sp. z o.o.
ul. Jorda Dział 50 lok. 12, 31-039 Kraków

Miejsce produkcji: TERMO-FOL Sp. z o.o.
ul. Zakopalska 139, 30-435 Kraków

Nazwa wyrobu: Folia grzewcza TERMOFOL typ TF-AF-1, TF-AF-2, TF-AF-3, TF-AF-4, TF-AF-5, TF-AF-6, TF-AF-7 przeznaczona do ogrzewania powierzchni białej
230V, 50Hz, kl. II, IP54, 100W ± 10%

W/w wyrób spełnia wymagania norm zharmonizowanych z Dyrektywą Niskonapięciową 2014/35/UE

Ocenę zgodności z ww. Dyrektywą dokonano na podstawie:
• wyników badań w zakresie normy harmonizowanej: PN-EN 60335-1:2012 (IDT EN 60335-1:2012) wg Sprawozdania z badań nr B/2020/153 z dnia 10.06.2020 r. wykonanego przez Laboratorium Badawcze i Wzrostowe „ZETOM” Katowice;
• wyników inspekcji warunków organizacyjno-technicznych wykonanej przez jednostkę certyfikującą „ZETOM” Katowice wg Raportu nr 88/2019 z dnia 23.07.2019 r.

Prawo do stosowania certyfikatu obejmuje okres od 22.07.2020 r. do 21.07.2023 r.
i dotyczy wyłącznie egzemplarzy wyrobu posiadających identyczne właściwości (parametry) jak przedstawiony do badań w/w (wzory) i odpowiadających wymaganiom określonym powyżej.

DIREKTOR DS. CERTYFIKACJI: dr inż. Tomasz Władysław
PREZES ZAKŁADU: mgr inż. Edward Mikulski

Katowice, dnia 22.07.2020 r.

Zelom Zakłady Badań i Atestacji „ZETOM”
im. Prof. F. Stauba w Katowicach sp. z o.o.
ul. Kościuszki 17, 40-084 Katowice, tel.: 0343 43 3543 237
e-mail: 0343 43 3543 305, e-mail: biuro@zetom.pl

ZAKŁAD CERTYFIKACJI

CERTYFIKAT Nr 90/20/Z
uprawniony do oznaczania wyrobu znakami bezpieczeństwa
Materiał: Płynny Ciepły Woda - POCWFA

Nazwa i adres posiadacza certyfikatu: TERMO-FOL Sp. z o.o.
ul. Jorda Dział 50 lok. 12, 31-039 Kraków

Nazwa i adres producenta: TERMO-FOL Sp. z o.o.
ul. Jorda Dział 50 lok. 12, 31-039 Kraków

Miejsce produkcji: TERMO-FOL Sp. z o.o.
ul. Zakopalska 139, 30-435 Kraków

Nazwa wyrobu: Folia grzewcza TERMOFOL typ TF-AF-1, TF-AF-2, TF-AF-3, TF-AF-4, TF-AF-5, TF-AF-6, TF-AF-7 przeznaczona do ogrzewania powierzchni białej
230V, 50Hz, kl. II, IP54, 100W ± 10%

W/w wyrób spełnia wymagania zawarte w:
PN-EN 60335-1:2012 (IDT EN 60335-1:2012)

Ocenę zgodności dokonano na podstawie:
• Sprawozdania z badań nr B/2020/153 z dnia 10.06.2020 r. wykonanego przez Laboratorium Badawcze i Wzrostowe „ZETOM” Katowice;
• wyników inspekcji warunków organizacyjno-technicznych wykonanej przez jednostkę certyfikującą „ZETOM” Katowice wg Raportu nr 88/2019 z dnia 23.07.2019 r.

Prawo do oznaczania w okresie od 22.07.2020 r. do 21.07.2023 r. dotyczy wyłącznie egzemplarzy wyrobu posiadających identyczne właściwości (parametry) jak przedstawiony do badań w/w (wzory) i odpowiadających wymaganiom określonym powyżej.

DIREKTOR DS. CERTYFIKACJI: dr inż. Tomasz Władysław
PREZES ZAKŁADU: mgr inż. Edward Mikulski

Katowice, dnia 22.07.2020 r.

Zelom Zakłady Badań i Atestacji „ZETOM”
im. Prof. F. Stauba w Katowicach sp. z o.o.
ul. Kościuszki 17, 40-084 Katowice, tel.: 0343 43 3543 237
e-mail: 0343 43 3543 305, e-mail: biuro@zetom.pl

ZAKŁAD CERTYFIKACJI

CERTYFIKAT Nr 78/19/Z
uprawniony do oznaczania wyrobu znakami bezpieczeństwa
Materiał: Płynny Ciepły Woda - POCWFA

Nazwa i adres posiadacza certyfikatu: TERMO-FOL Sp. z o.o.
ul. Jorda Dział 50 lok. 12, 31-039 Kraków

Nazwa i adres producenta: TERMO-FOL Sp. z o.o.
ul. Jorda Dział 50 lok. 12, 31-039 Kraków

Miejsce produkcji: TERMO-FOL Sp. z o.o.
ul. Zakopalska 139, 30-435 Kraków

Nazwa wyrobu: Folia grzewcza TERMOFOL wg załącznika

W/w wyrób spełnia wymagania zawarte w:
PN-EN 60335-1:2012 (IDT EN 60335-1:2012), PN-EN 60335-2-96:2005+A2:2009 (IDT EN 60335-2-96:2005+A2:2009)

Ocenę zgodności dokonano na podstawie:
• Sprawozdania z badań nr B/2019/266 z dnia 30.09.2019 r. wykonanego przez Laboratorium Badawcze i Wzrostowe „ZETOM” Katowice;
• wyników inspekcji warunków organizacyjno-technicznych wykonanej przez jednostkę certyfikującą „ZETOM” Katowice wg Raportu nr 88/2019 z dnia 23.07.2019 r.

Prawo do oznaczania w okresie od 30.09.2019 r. do 29.09.2022 r. dotyczy wyłącznie egzemplarzy wyrobu posiadających identyczne właściwości (parametry) jak przedstawiony do badań w/w (wzory) i odpowiadających wymaganiom określonym powyżej.

DIREKTOR DS. CERTYFIKACJI: dr inż. Tomasz Władysław
PREZES ZAKŁADU: mgr inż. Edward Mikulski

Katowice, dnia 30.09.2019 r.

Zelom Zakłady Badań i Atestacji „ZETOM”
im. Prof. F. Stauba w Katowicach sp. z o.o.
ul. Kościuszki 17, 40-084 Katowice, tel.: 0343 43 3543 237
e-mail: 0343 43 3543 305, e-mail: biuro@zetom.pl

ZAKŁAD CERTYFIKACJI

CERTYFIKAT Nr 79/19/Z
Zgodności z Europejską Dyrektywą
Materiał: Płynny Ciepły Woda - POCWFA

Nazwa i adres posiadacza certyfikatu: TERMO-FOL Sp. z o.o.
ul. Jorda Dział 50 lok. 12, 31-039 Kraków

Nazwa i adres producenta: TERMO-FOL Sp. z o.o.
ul. Jorda Dział 50 lok. 12, 31-039 Kraków

Miejsce produkcji: TERMO-FOL Sp. z o.o.
ul. Zakopalska 139, 30-435 Kraków

Nazwa wyrobu: Folia grzewcza TERMOFOL wg załącznika

W/w wyrób spełnia wymagania norm zharmonizowanych z Dyrektywą Niskonapięciową 2014/35/UE

Ocenę zgodności z ww. Dyrektywą dokonano na podstawie:
• wyników badań w zakresie normy harmonizowanej: PN-EN 60335-1:2012 (IDT EN 60335-1:2012), PN-EN 60335-2-96:2005+A2:2009 (IDT EN 60335-2-96:2005+A2:2009) wg Sprawozdania z badań nr B/2019/266 z dnia 30.09.2019 r. wykonanego przez Laboratorium Badawcze i Wzrostowe „ZETOM” Katowice;
• wyników inspekcji warunków organizacyjno-technicznych wykonanej przez jednostkę certyfikującą „ZETOM” Katowice wg Raportu nr 88/2019 z dnia 23.07.2019 r.

Prawo do stosowania certyfikatu obejmuje okres od 30.09.2019 r. do 29.09.2022 r.
i dotyczy wyłącznie egzemplarzy wyrobu posiadających identyczne właściwości (parametry) jak przedstawiony do badań w/w (wzory) i odpowiadających wymaganiom określonym powyżej.

DIREKTOR DS. CERTYFIKACJI: dr inż. Tomasz Władysław
PREZES ZAKŁADU: mgr inż. Edward Mikulski

Katowice, dnia 30.09.2019 r.

Zelom Zakłady Badań i Atestacji „ZETOM”
im. Prof. F. Stauba w Katowicach sp. z o.o.
ul. Kościuszki 17, 40-084 Katowice, tel.: 0343 43 3543 237
e-mail: 0343 43 3543 305, e-mail: biuro@zetom.pl

ZAKŁAD CERTYFIKACJI

CERTYFIKAT Nr 80/19/Z
uprawniony do oznaczania wyrobu znakami bezpieczeństwa
Materiał: Płynny Ciepły Woda - POCWFA

Nazwa i adres posiadacza certyfikatu: TERMO-FOL Sp. z o.o.
ul. Jorda Dział 50 lok. 12, 31-039 Kraków

Nazwa i adres producenta: TERMO-FOL Sp. z o.o.
ul. Jorda Dział 50 lok. 12, 31-039 Kraków

Miejsce produkcji: TERMO-FOL Sp. z o.o.
ul. Zakopalska 139, 30-435 Kraków

Nazwa wyrobu: Folia grzewcza TERMOFOL wg załącznika

W/w wyrób spełnia wymagania zawarte w:
PN-EN 60335-1:2012 (IDT EN 60335-1:2012), PN-EN 60335-2-96:2005+A2:2009 (IDT EN 60335-2-96:2005+A2:2009)

Ocenę zgodności dokonano na podstawie:
• Sprawozdania z badań nr B/2019/266 z dnia 30.09.2019 r. wykonanego przez Laboratorium Badawcze i Wzrostowe „ZETOM” Katowice;
• wyników inspekcji warunków organizacyjno-technicznych wykonanej przez jednostkę certyfikującą „ZETOM” Katowice wg Raportu nr 88/2019 z dnia 23.07.2019 r.

Prawo do oznaczania w okresie od 30.09.2019 r. do 29.09.2022 r. dotyczy wyłącznie egzemplarzy wyrobu posiadających identyczne właściwości (parametry) jak przedstawiony do badań w/w (wzory) i odpowiadających wymaganiom określonym powyżej.

DIREKTOR DS. CERTYFIKACJI: dr inż. Tomasz Władysław
PREZES ZAKŁADU: mgr inż. Edward Mikulski

Katowice, dnia 30.09.2019 r.

Zelom Zakłady Badań i Atestacji „ZETOM”
im. Prof. F. Stauba w Katowicach sp. z o.o.
ul. Kościuszki 17, 40-084 Katowice, tel.: 0343 43 3543 237
e-mail: 0343 43 3543 305, e-mail: biuro@zetom.pl

ZAKŁAD CERTYFIKACJI

CERTYFIKAT Nr 81/19/Z
Zgodności z Europejską Dyrektywą
Materiał: Płynny Ciepły Woda - POCWFA

Nazwa i adres posiadacza certyfikatu: TERMO-FOL Sp. z o.o.
ul. Jorda Dział 50 lok. 12, 31-039 Kraków

Nazwa i adres producenta: TERMO-FOL Sp. z o.o.
ul. Jorda Dział 50 lok. 12, 31-039 Kraków

Miejsce produkcji: TERMO-FOL Sp. z o.o.
ul. Zakopalska 139, 30-435 Kraków

Nazwa wyrobu: Folia grzewcza TERMOFOL wg załącznika

W/w wyrób spełnia wymagania norm zharmonizowanych z Dyrektywą Niskonapięciową 2014/35/UE

Ocenę zgodności z ww. Dyrektywą dokonano na podstawie:
• wyników badań w zakresie normy harmonizowanej: PN-EN 60335-1:2012 (IDT EN 60335-1:2012), PN-EN 60335-2-96:2005+A2:2009 (IDT EN 60335-2-96:2005+A2:2009) wg Sprawozdania z badań nr B/2019/266 z dnia 30.09.2019 r. wykonanego przez Laboratorium Badawcze i Wzrostowe „ZETOM” Katowice;
• wyników inspekcji warunków organizacyjno-technicznych wykonanej przez jednostkę certyfikującą „ZETOM” Katowice wg Raportu nr 88/2019 z dnia 23.07.2019 r.

Prawo do stosowania certyfikatu obejmuje okres od 30.09.2019 r. do 29.09.2022 r.
i dotyczy wyłącznie egzemplarzy wyrobu posiadających identyczne właściwości (parametry) jak przedstawiony do badań w/w (wzory) i odpowiadających wymaganiom określonym powyżej.

DIREKTOR DS. CERTYFIKACJI: dr inż. Tomasz Władysław
PREZES ZAKŁADU: mgr inż. Edward Mikulski

Katowice, dnia 30.09.2019 r.



TERMOFOL

www.termofol.mt • info@termofol.mt • tel. +356 99 333 574



TERMOFOL MALTA

62 Triq San Silvestru, Office 4
Mosta, MST 3705

VAT No: MT 2623-2433

